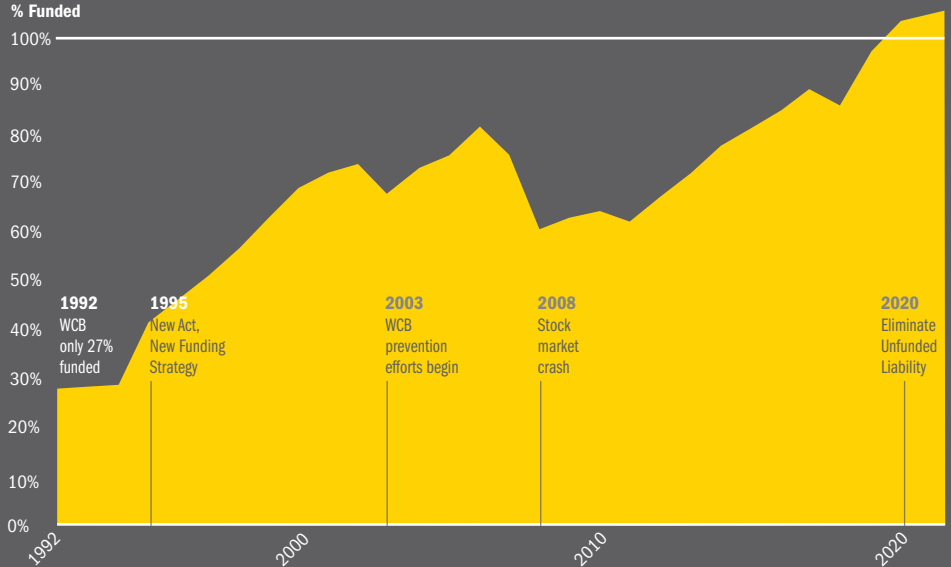


WHAT IS THE TIMELINE OF THE UNFUNDED LIABILITY?

WCB Nova Scotia eliminated the unfunded liability in 2020 – reaching 102.9 per cent funded.

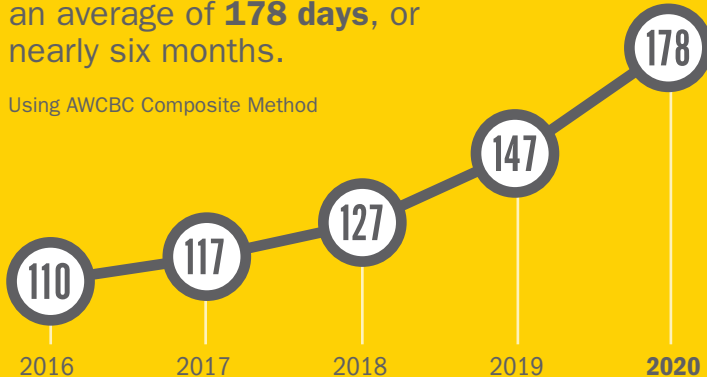
This marks the beginning of a new journey that includes funding sustainability as well as working with our partners on system reform to benefit employers and workers into the future.



HOW LONG WAS RETURN TO WORK TAKING IN 2020?

While the pandemic was a factor, we are seeing increasingly complex claims where there are often psychological considerations to physical injuries. Claims lasted an average of **178 days**, or nearly six months.

Using AWCBC Composite Method



A total of
1,142,835
days of work
were lost to
workplace injury

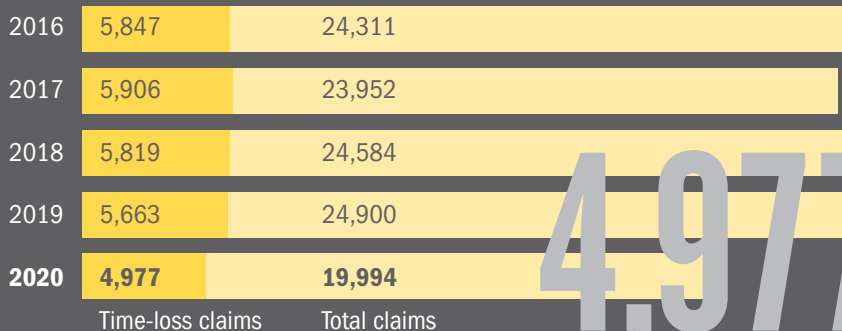
Workplace injury
cost Nova Scotia

3,131
person-years
of work

HOW MANY NOVA SCOTIANS WERE HURT AT WORK?

There were 4,977 **TIME-LOSS CLAIMS IN 2020**.

While this is progress over 2019 when there were 5,663 Nova Scotians hurt in the workplace, some is due to changes in the workforce due to COVID-19.



4,977
Time-loss claims in 2020

The total number of registered claims in 2020 was **19,994**, a 20 per cent decrease from 24,900 in 2019.

WHAT WAS THE INJURY RATE?

There were 1.53 time-loss injuries per 100 covered workers in 2020, a decline from 1.67 in 2019.

1.53

Time-loss claims per 100 covered workers



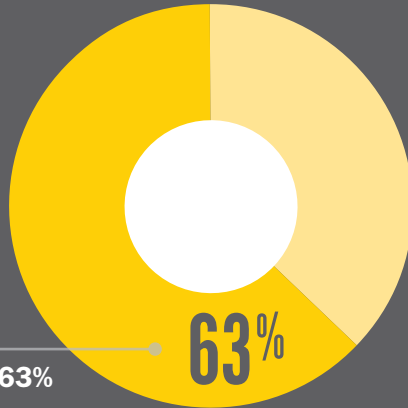
2016	1.74
2017	1.76
2018	1.72
2019	1.67
2020	1.53

WHAT TYPE OF INJURIES OCCURRED?

MUSCULOSKELETAL INJURIES

(sprains, strains, and other soft-tissue injuries) continue to make up the highest percentage of time-loss injuries.

In 2020, they represented 63% of all time-loss injuries.



27%

of all time-loss injuries were to the back, which continues to be the most frequently injured part of the body.

HOW MANY NOVA SCOTIANS HAD PSYCHOLOGICAL WORKPLACE INJURIES IN 2020?

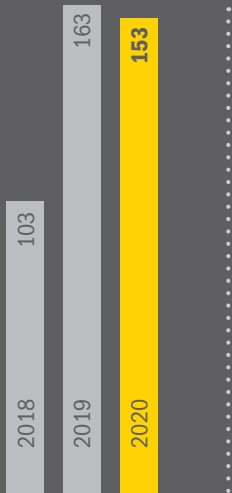
There was a **slight decrease in psychological injury claims in 2020**, the second full year WCB operated with presumptive PTSD legislation for front line and emergency response workers.

TOTAL CLAIMS

There were

153

time-loss claims for psychological injury in **2020**, compared to 163 in 2019, and 103 in 2018.




CLAIMS FROM FIRST RESPONDERS

There were

101

time-loss claims for psychological injury in **2020**, compared to 97 in 2019, 68 in 2018.



WHAT WERE THE DEMOGRAPHICS OF WORKPLACE INJURY?

Age at injury date

Of all workers who lost time from work due to an injury in 2020, the average age was

43

In 2000, the average age was **37**



TEN YEARS AGO,
6% OF TIME-LOSS
CLAIMS WERE
THOSE AGED 60+.

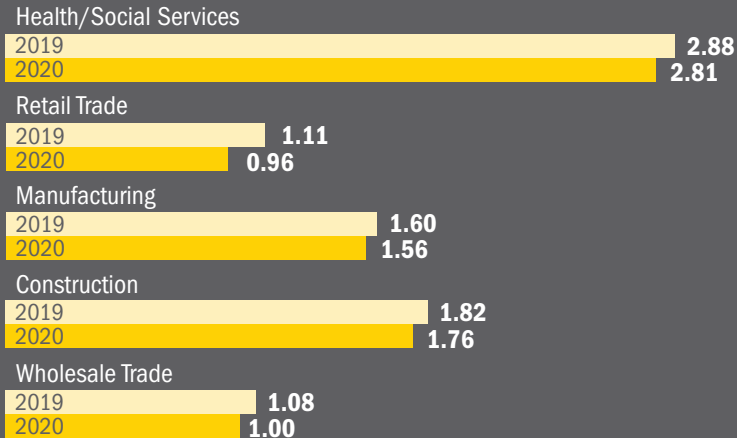
IN 2020, THAT
NUMBER HAS
DOUBLED.
12% OF TIME-LOSS
INJURIES
ARE THOSE
AGED 60+

2010

2020

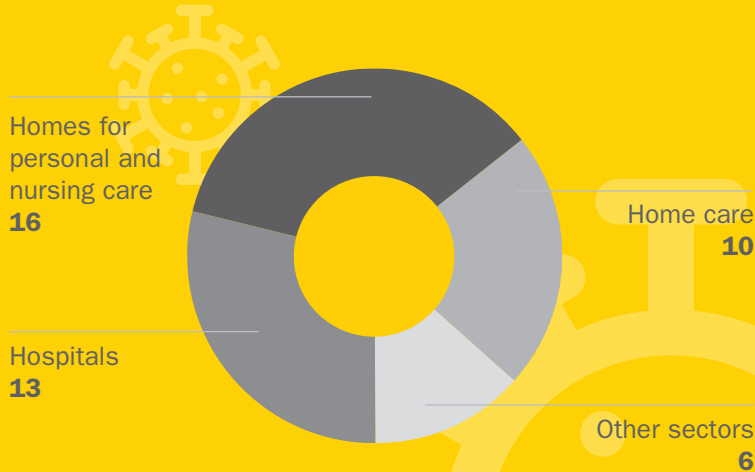
HOW IS INJURY IMPACTING OUR LARGEST INDUSTRIES?

INJURY FREQUENCY RATE PER 100 COVERED WORKERS



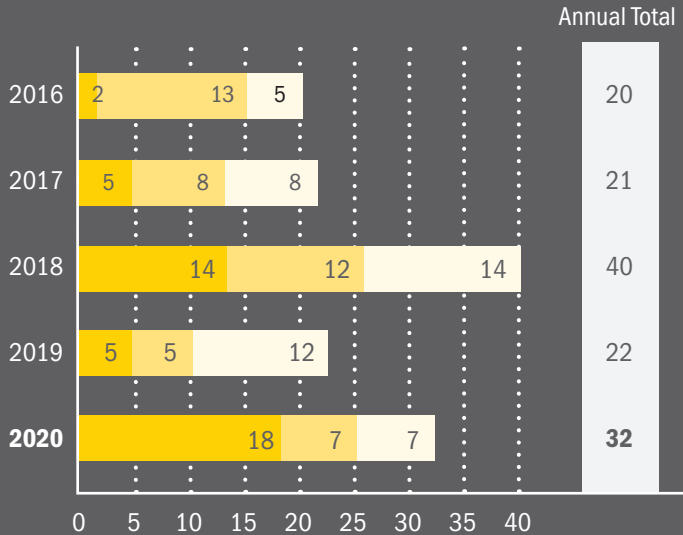
The five largest industries, measured by assessable payroll, showed improvements in injury frequency rate per 100 covered employees compared to 2019.

HOW MANY NOVA SCOTIANS CONTRACTED COVID-19 AT WORK?



In 2020, there were **45 cases** of a worker contracting COVID-19 during the course of their work. The vast majority were from health and social services sectors.

HOW MANY NOVA SCOTIANS DIED AT WORK, OR BECAUSE OF THEIR WORK IN 2020?



2020 was a tragic year in Nova Scotia workplaces.

- Acute fatalities
- Chronic fatalities (occupational diseases)
- Chronic fatalities (health related)